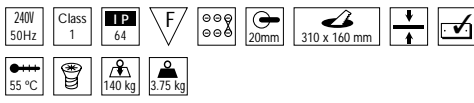
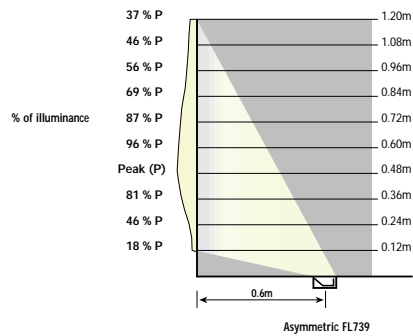


## Trespass Rectangular

<b>Fluorescent Symmetric</b>						
18w	PLC	G24q2	FL733	D	PLC018	0 + 082
26w	PLC	G24q3	FL733	D	PLC026	0 + 082
<b>Fluorescent Asymmetric</b>						
18w	PLC	G24q2	FL739	D	PLC018	0 + 083
26w	PLC	G24q3	FL739	D	PLC026	0 + 083



PLC



- High frequency
- 0 - Stainless Steel
- 098 Coloured filter blue
  - 099 Coloured filter orange
  - 100 Coloured filter red
  - 101 Coloured filter purple
- 155 Tamperproof screwdriver





























### Current and Power Ratings

Lamp	Watts (W)	Line 1 (A)
1x 18W	20.5	0.090
1x 26W	28.5	0.125

Add 12W to Emergency versions for continuous charge

### Recommended Lamps

Type	3000K		4000K	
	Osram	Philips	Osram	Philips
PLC018	DDE183	623331	DDE184	623348
PLC026	DDE263	623355	DDE264	623362

	12V
	Voltage & frequency
	Class 1 / II / III
	Ingress protection
	Suitable for flammable surface
	Plug & socket connections
	Fused terminal block
	Integral fuse
	Knock out size
	Tilt
	Rotation / pan
	Cut out
	Fixing centres
	<b>Uplighting</b> / Downlighting
	Uplighting / <b>Downlighting</b>
	Pressed metal construction
	Extruded aluminium construction
	Spun construction
	Die cast construction
	Minimum distance from lamp
	Decorative glass feature
	Safety glass
	Foot switch
	Supplied complete with plug
	Maximum weight kg
	Operating temperature of fascia
	Tamper proof screws
	Maximum evenly distributed load kg