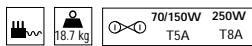
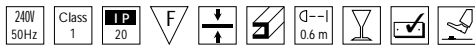


Jesmond Free Standing



Metal Halide

70w	MHL	Rx7s	UP403	B	MHL070	-	+	114
150w	MHL	Rx7s	UP403	B	MHL150	-	+	114
250w	MHL	Fc2	UP403	B	MHL250	-	+	116



MHL

B Wire wound

1 - White 3 - Black 6 - Graphite
7 - White/Graphite 8 - Graphite /Black 9 - Black/Graphite





























+
138 Instant light
139 Tilt switch

Current and Power Ratings

Lamp	Watts (W)	Line 1 (A)	pfc Cap
1x 70W	81.5	0.43	12uf
1x 150W	168.5	0.80	20uf
1x 250W	285.5	1.35	32uf

Recommended Lamps

Type	3000K		4200K	
	Osram	Philips	Osram	Philips
MHL070	H70SW	562685	H70SND	733986
MHL150	H150SW	193506	H15SND	733993
MHL250	H250SW	-	H25SND	734006

	12V
	Voltage & frequency
	Class 1 / II / III
	Ingress protection
	Suitable for flammable surface
	Plug & socket connections
	Fused terminal block
	Integral fuse
	Knock out size
	Tilt
	Rotation / pan
	Cut out
	Fixing centres
	Uplighting / Downlighting
	Uplighting / Downlighting
	Pressed metal construction
	Extruded aluminium construction
	Spun construction
	Die cast construction
	Minimum distance from lamp
	Decorative glass feature
	Safety glass
	Foot switch
	Supplied complete with plug
	Maximum weight kg
	Operating temperature of fascia
	Tamper proof screws
	Maximum evenly distributed load kg