




Elito 093 Suspended

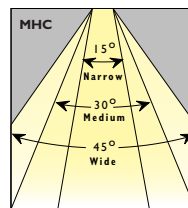
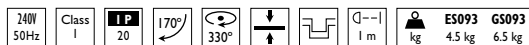
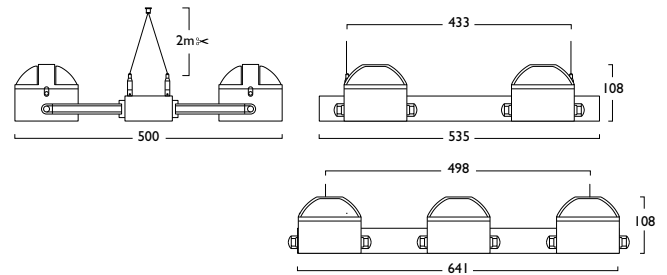


LV Halogen

4x 75w	LVR	GS3	ES093	M	LVR075	-	+
6x 75w	LVR	GS3	GS093	M	LVR075	-	+

Metal Halide

4x 20w	MHC	GB.5	ES093	Q	MHC020	-	+	153
4x 35w	MHC	GB.5	ES093	Q	MHC035	-	+	153
4x 70w	MHC	GB.5	ES093	Q	MHC070	-	+	153
4x 35w	MHR	GX8.5	ES093	Q	MHR035	-	+	
4x 70w	MHR	GX8.5	ES093	Q	MHR070	-	+	
6x 20w	MHC	GB.5	GS093	Q	MHC020	-	+	153
6x 35w	MHC	GB.5	GS093	Q	MHC035	-	+	153
6x 70w	MHC	GB.5	GS093	Q	MHC070	-	+	153
6x 35w	MHR	GX8.5	GS093	Q	MHR035	-	+	
6x 70w	MHR	GX8.5	GS093	Q	MHR070	-	+	



Medium beam supplied as standard

□■	Electronic dimmable transformer
M	Electronic dimmable transformer
Q	Electronic discharge ballast
●	1 - White 3 - Black 6 - Graphite
+	Reflector
348	4x Narrow beam angle (MHC) 152
349	4x Wide beam angle (MHC) 154
368	6x Narrow beam angle (MHC) 152
369	6x Wide beam angle (MHC) 154
144	2x 5m Twin suspensions (wires only)

Current and Power Ratings

Lamp	Current (A)	Power (W)
4x 75W	1.14	314.0
6x 75W	1.71	471.0

Lamp	Current (A)	Power (W)
4x 20W	0.40	95.2
4x 35W	0.76	174.0
4x 70W	1.50	316.0
6x 20W	0.60	142.8
6x 35W	1.14	261.0
6x 70W	2.25	474.0

Lamp	Current (A)	Power (W)
6x 35W	1.14	261.0
6x 70W	2.25	474.0

Recommended Lamps

Type	Osram	Philips
LVR075	M162	427007

Type	Osram	Philips
MHC020	PB20TCW	---
MHC035	PB35TCW	202277
MHC070	PB70TCW	201676

Type	Osram	Philips
MHR035	---	204523
MHR070	---	207234

Product Codes Explained



Symbols

	12V
	Voltage & frequency
	Class I / II / III
	Ingress protection
	Suitable for flammable surface
	Plug & socket connections
	Unfused terminal block
	Fused terminal block
	Integral fuse
	Knockout size
	Tilt
	Rotation / pan
	Cut out
	Fixing centres
	Uplighting / Downlighting
	Uplighting / Downlighting
	Pressed metal construction
	Extruded aluminium construction
	Spun construction
	Die cast construction
	Injection moulding
	Minimum distance from lamp
	Decorative glass feature
	Safety glass
	Foot switch
	Supplied complete with plug
	Maximum weight kg
	Operating temperature of fascia
	Tamper proof screws
	Maximum evenly distributed load kg