



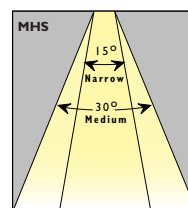
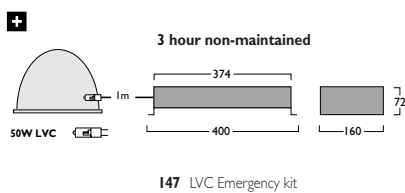
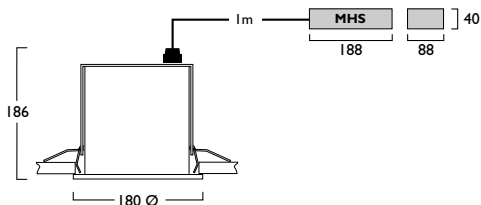
## Quorum

**Metal Halide**

35w	MHS	G12	ID561	Q	MHS035	-	+	023
70w	MHS	G12	ID561	Q	MHS070	-	+	023
150w	MHS	G12	ID561	Q	MHS150	-	+	023



MHS



Medium beam supplied as standard

### Current and Power Ratings

Lamp	Current (A)	Power (W)
1x 35W	0.22	44.5
1x 70W	0.36	79.0
1x 150W	0.70	162.0

### Recommended Lamps

Type	3000K		4200K	
	Osram	Philips	Osram	Philips
MHS035	PB35W	196972	PB35N	211262
MHS070	PB70W	196996	PN70N	199270
MHS150	PB150W	197801	PB150N	200051

- Q** Electronic discharge ballast
- 1** - White **3** - Black **6** - Graphite
- +** **118** Reflector  
Narrow beam angle (MHS) 015
- 147** LVC Emergency kit

## Product Codes Explained



## Symbols

	12V
	Voltage & frequency
	Class I / II / III
	Ingress protection
	Suitable for flammable surface
	Plug & socket connections
	Unfused terminal block
	Fused terminal block
	Integral fuse
	Knockout size
	Tilt
	Rotation / pan
	Cut out
	Fixing centres
	<b>Uplighting</b> / Downlighting
	Uplighting / <b>Downlighting</b>
	Pressed metal construction
	Extruded aluminium construction
	Spun construction
	Die cast construction
	Injection moulding
	Minimum distance from lamp
	Decorative glass feature
	Safety glass
	Foot switch
	Supplied complete with plug
	Maximum weight kg
	Operating temperature of fascia
	Tamper proof screws
	Maximum evenly distributed load kg