

Single Circuit Track

Single Circuit Track

1m Surface	TS170	A	SCT016	—
2m Surface	TS171	A	SCT016	—
3m Surface	TS172	A	SCT016	—
1m Recessed	TS192	A	SCT016	—
2m Recessed	TS193	A	SCT016	—
3m Recessed	TS194	A	SCT016	—

240V 50Hz	Max 16A, 3.84KW	Class I	IP 10	
	1m 0.5 kg	2m 1.0 kg	3m 1.5 kg	 25 kg

Single Circuit Track Accessories

Track Adaptor	TS173	A	SCT006	—
Live End	TS174	A	SCT016	—
Live End Reverse	TS175	A	SCT016	—
Dead End	TS176	X	SCT000	—
Adjustable Connector	TS177	A	SCT016	—
L Inner Connector	TS178	A	SCT016	—
L Outer Connector	TS179	A	SCT016	—
T Outer Connector	TS180	A	SCT016	—
T Inner Connector	TS181	A	SCT016	—
T Outer Connector	TS182	A	SCT016	—
T Inner Connector	TS183	A	SCT016	—
Centre Feed Connector	TS184	A	SCT016	—
Straight Connector	TS185	A	SCT016	—
X Connector	TS186	A	SCT016	—
Recessed Live End Cover	TS196	X	SCT016	—
Recessed Centre Feed, X, T & L Cover	TS197	X	SCT016	—

240V 50Hz	Class I	IP 10
--------------	------------	----------

Single Circuit Track Suspensions

Suspension Support	TS188	X	SCT000	6
2m Suspension Wire Kit	TS190	X	SCT000	4
5m Suspension Wire Kit	TS195	X	SCT000	4
2m Suspension Rod Kit	TS191	X	SCT000	—

	Per Suspension
15 kg	

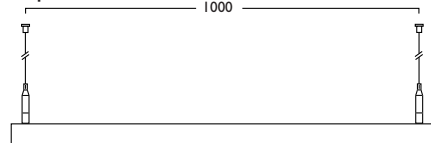


Surface



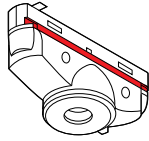
L (m)	A (mm)	B (mm)	C (mm)	D (mm)
1m	250	—	—	—
2m	250	1000	—	—
3m	250	—	1000	1000

Suspended

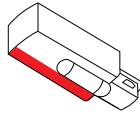


	No control gear 240V
	Non electrical component

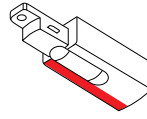
	1 - White 3 - Black 4 - Chrome (TS190, TS195) 6 - Graphite
--	--



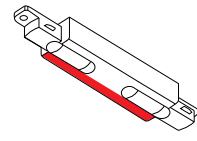
TS173A SCT 006
Track Adaptor



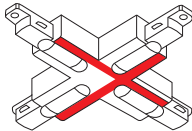
TS174A SCT 016
Live End



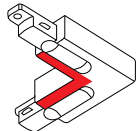
TS175A SCT 016
Live End Reverse



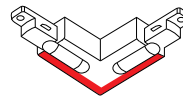
TS184A SCT 016
Centre Feed



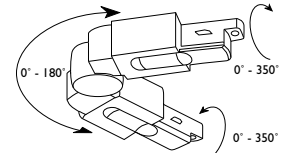
TS186A SCT 016
X Connector



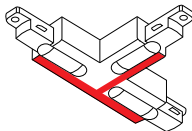
TS178A SCT 016
L Inner Connector



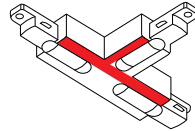
TS179A SCT 016
L Outer Connector



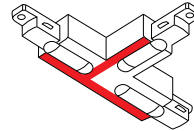
TS177A SCT 016
Adjustable Connector



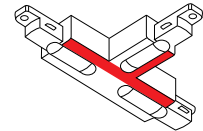
TS180A SCT 016
T Outer Connector



TS181A SCT 016
T Inner Connector



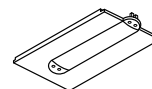
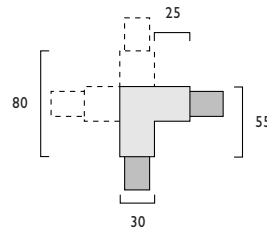
TS182A SCT 016
T Outer Connector



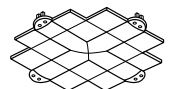
TS183A SCT 016
T Inner Connector



TS188X SCT 000
Suspension Support



TS196X SCT 016
Recessed Live End Cover



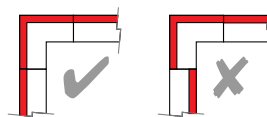
TS197X SCT 016
Recessed Centre Feed, X, T & L Cover



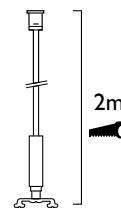
TS176X SCT 000
Dead End



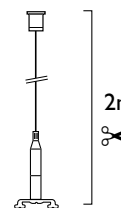
TS185A SCT 016
Straight Connector



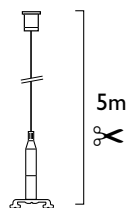
Continuity must be maintained



TS191X SCT 000
2m Suspension Rod Kit

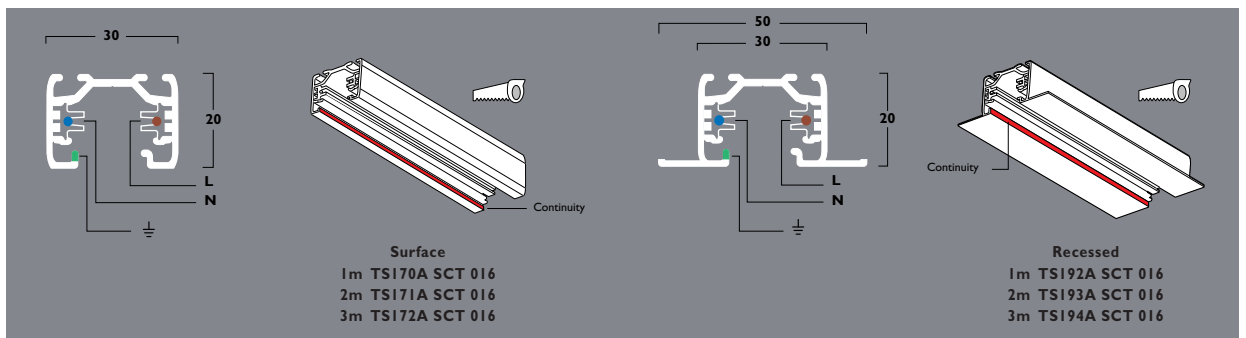


TS190X SCT 000
2m Wire Suspension Kit

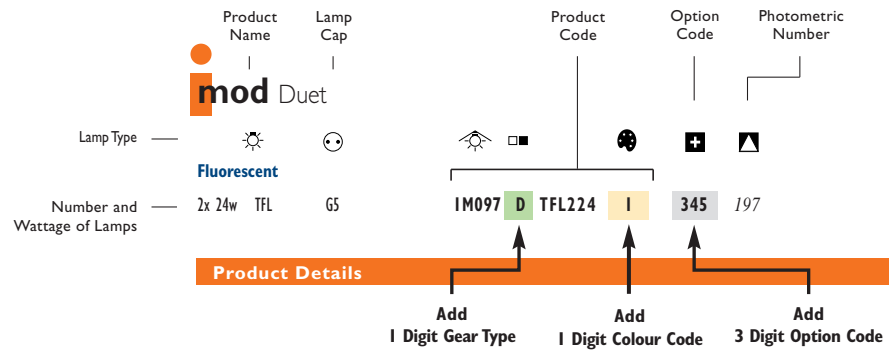


TS195X SCT 000
5m Wire Suspension Kit

The wire suspension kits incorporate polished chrome clutches for ease of installation.



Product Codes Explained



Symbols

	12V
	Voltage & frequency
	Class I / II / III
	Ingress protection
	Suitable for flammable surface
	Plug & socket connections
	Unfused terminal block
	Fused terminal block
	Integral fuse
	Knockout size
	Tilt
	Rotation / pan
	Cut out
	Fixing centres
	Uplighting / Downlighting
	Uplighting / Downlighting
	Pressed metal construction
	Extruded aluminium construction
	Spun construction
	Die cast construction
	Injection moulding
	Minimum distance from lamp
	Decorative glass feature
	Safety glass
	Foot switch
	Supplied complete with plug
	Maximum weight kg
	Operating temperature of fascia
	Tamper proof screws
	Maximum evenly distributed load kg